

P19 Temperature And Humidity Transducer

Features

- eCon Program
- MOD BUS
- RS 485



Outputs

RS 485

Galvanic Isolation

RS 485 Zasilanie



Sifam Tinsley Instrumentation Ltd.
Central Buildings, Woodland Close,
Old Woods Trading Estate,
Torquay, Devon, England, TQ27BB
Web: www.sifamtinsley.com/uk
Contact No.: +44 (0) 1803 615139

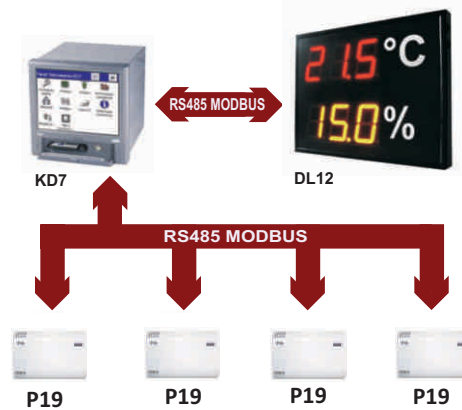


Sifam Tinsley Instrumentation Inc.
3105, Creekside Village Drive,
Suite No. 801, Kennesaw,
Georgia 30144 (USA)
E-mail Id: psk@sifamtinsley.com
Web: www.sifamtinsley.com
Contact No.: +1 404 736 4903



- Built-in temperature and humidity sensor.
- Calculation of selected physical quantities (dew-point temperature, absolute humidity).
- Storage of measured and calculated maximum and minimum values.
- Interface RS-485 galvanically isolated (Modbus protocol).

Example of application



Measurement and recording of temperature and humidity.

Inputs

Measured value	Measuring range	Error
Temperature	-30 .. -20 .. 60 .. 80°C	+/- 0.6°C in range 10...40°C +/- 1°C in the remaining range
Relative humidity	0 .. 100%	+/- 3% for RH = 10 .. 90% +/- 5% for RH in the remaining range

Digital interface

Interface type	Transmission mode	Baud rate	Remarks
RS-485 Modbus RTU	8N1, 8N2, 8E1, 8O1	4,8; 9,6; 19,2; 38,4; 57,6 kbit/s	galvanic isolation 1kV

External features

Overall dimensions	120 x 80 x 25 mm
Weight	125 g
Protection grade	ensured by the casing: IP20
Fixing	on a wall

Rated operating conditions

Supply voltage	9 .. 24 V d.c./a.c	power consumption < 0.3 VA
Temperature	ambient: -20...23...60°C	
Humidity	< 95%	inadmissible condensation

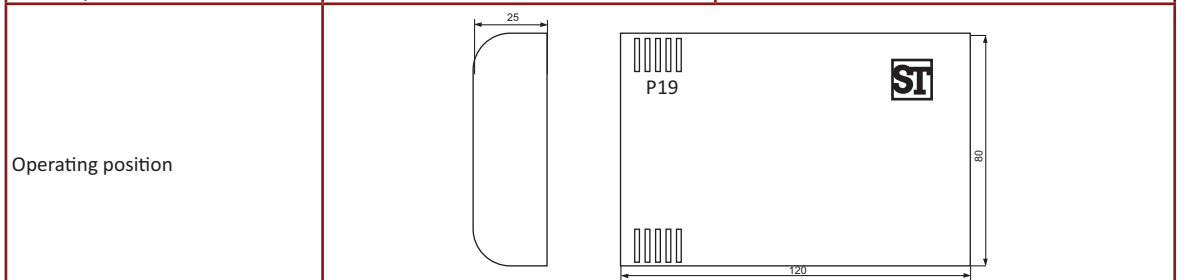


Fig. 1. Operating position and overall dimensions of P19 transducer.

Preheating time	15 minutes
-----------------	------------

Safety and compatibility requirements

Electromagnetic compatibility	noise immunity	acc. to EN 61000-6-2
	noise emissions	acc. to EN 61000-6-4
Isolation between circuits	basic	acc. to EN 61010-1
Pollution level	2	
Installation category	III	
Maximal phase-to-earth operating voltage	50 V	
Altitude a.s.l.	< 2000 m	

Connection diagram

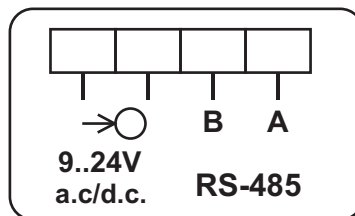


Fig. 2. Connection diagram of P19.

Ordering

	P19 -	XX	X	X
Version:				
standard		00		
custom-made*		XX		
Language:				
Polish			P	
English			E	
other*			X	
Acceptance tests:				
without extra quality requirements				0
with an extra quality inspection certificate				1
according to customer's request*				X

* only after agreeing with the manufacturer

Order example:

The code: **P19 - 00E0** means:

- P19 – temperature and humidity transducer of P19 type
- 00 – standard version
- E – English version
- 0 – without extra quality requirements.

See Also



KD7 recorder.



Interface converter USB/RS-485 - PD10.



Tricolour digital display for outdoor application -DL21.

OUR OFFER

www.sifamtinsley.com/uk

For more information about SIFAM's products please visit our website www.sifamtinsley.com/uk

Sifam Tinsley Instrumentation Ltd.
Central Buildings, Woodland Close,
Old Woods Trading Estate,
Torquay, Devon, England, TQ27BB
Web: www.sifamtinsley.com/uk
Contact No.: +44 (0) 1803 615139



Sifam Tinsley Instrumentation Inc.
3105, Creekside Village Drive,
Suite No. 801, Kennesaw,
Georgia 30144 (USA)
E-mail Id : psk@sifamtinsley.com
Web : www.sifamtinsley.com
Contact No. : +1 404 736 4903